

Scaled data based on original data using
LM-79-08 Approved Method: Electrical and Photometric Measurements of Solid-
State Lighting Products

Test Report Prepared for
Cooper Lighting Solutions
(formerly Eaton)

Brand: McGRAW-EDISON

Report Number: P269941

Luminaire Tested: **GPC-AF-01-LED-E1-RW-7027**

Issue Date: 3/3/2020

Test Information

Test Method: LM-79-08
Report Number: P269941
TEST IS SCALED FROM IESNA LM-79-08 TEST DATA (P24166)
Test Lab: INNOVATION CENTER P2
Issue Date: 3/3/2020
Manufacturer: COOPER LIGHTING SOLUTIONS (FORMERLY EATON)
Product Line: MCGRAW-EDISON
Catalog Number: GPC-AF-01-LED-E1-RW-7027
Description: GALLEON PEDESTRIAN LUMINAIRE
(1) 70 CRI, 2700K, 1050mA LIGHTSQUARE WITH 16 LEDS EACH AND RECTANGULAR WIDE OPTICS
Light Source: -
Ballast/Driver: ELECTRONIC DRIVER

Summary

Lumens per Lamp: N/A
Luminaire Lumens: 5645.5 lumens
Efficiency: N/A
Efficacy: 95.7 lumens/watt
Luminous Opening: Rectangular (W 0.5' x L: 0.5' x H: 0')
IES Classification: Type II - Medium - Full Cutoff
BUG Rating: B2 - U0 - G2

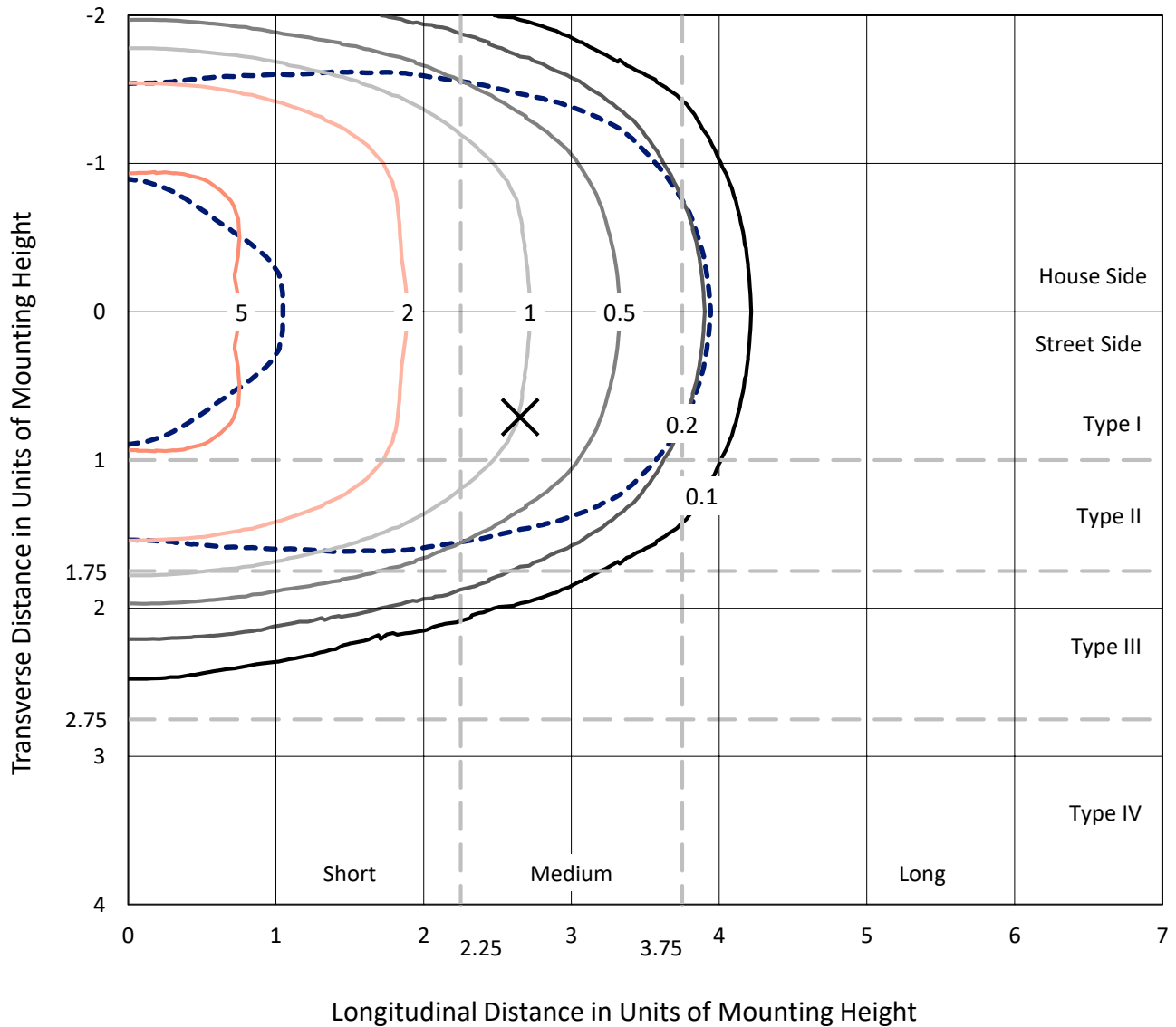
Input Watts (W): 59
Input Voltage (V): NR
Input Current (Ain): NR
Voltage Rise (V): NR
Power Factor: NR
Total Harmonic Distortion (THDi): NR
Frequency (hertz): 60
Stabilization Time: NR
Operation Time: NR
Ambient Temperature (°C): NR
Test Distance: 25 FT



REPORT NUMBER: P269941
 CATALOG NUMBER: GPC-AF-01-LED-E1-RW-7027

Iso-Footcandle Lines of Horizontal Illumination

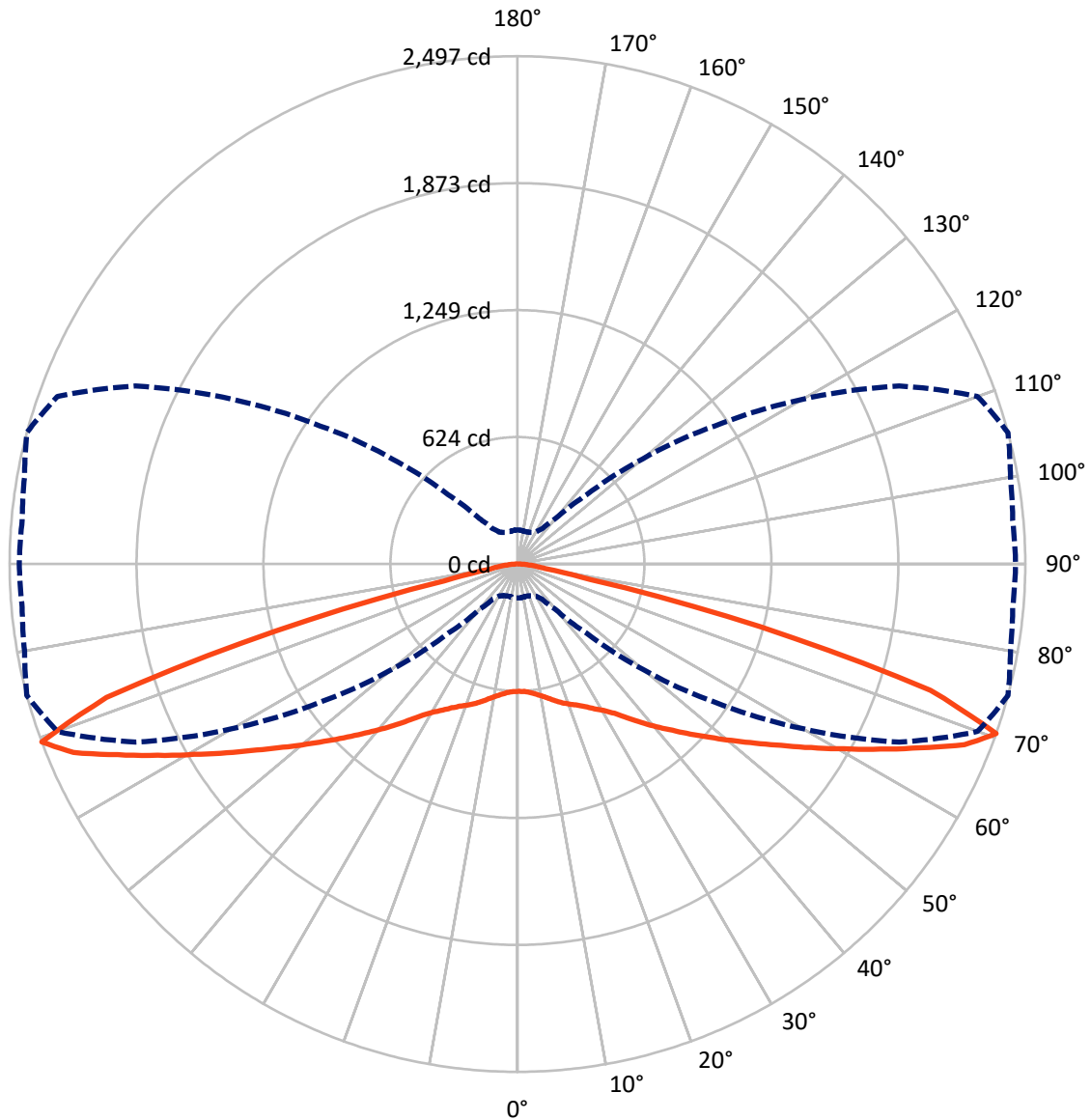
× Max cd
 - - - 1/2 Max cd



Based on 10 foot mounting height. Maximum calculated value = 6.3 fc
 Type II - Medium - Full Cutoff

REPORT NUMBER: P269941
CATALOG NUMBER: GPC-AF-01-LED-E1-RW-7027

Luminous Intensity Polar Plot



— Vertical Plane Through 75-Deg Lateral - - - Horizontal Cone Through 70-Deg Vertical

REPORT NUMBER: P269941

CATALOG NUMBER: GPC-AF-01-LED-E1-RW-7027

FLUX DISTRIBUTION:

		Downward	Upward	Total
House Side	Lumens	2822.7	0.0	2822.7
	% Fixture	50.0	0.0	50.0
Street Side	Lumens	2822.7	0.0	2822.7
	% Fixture	50.0	0.0	50.0
Total	Lumens	5645.5	0.0	5645.5
	% Fixture	100.0	0.0	100.0

Coefficient of Utilization

ZONAL LUMENS:

Zone	Lumens	% Fixture
0°-10°	60.1	1.1
10°-20°	186.6	3.3
20°-30°	351.2	6.2
30°-40°	622.0	11.0
40°-50°	1040.1	18.4
50°-60°	1449.4	25.7
60°-70°	1344.1	23.8
70°-80°	535.7	9.5
80°-90°	56.3	1.0
90°-100°	0.0	0.0
100°-110°	0.0	0.0
110°-120°	0.0	0.0
120°-130°	0.0	0.0
130°-140°	0.0	0.0
140°-150°	0.0	0.0
150°-160°	0.0	0.0
160°-170°	0.0	0.0
170°-180°	0.0	0.0
0°-90°	5645.5	100.0
0°-180°	5645.5	100.0



REPORT NUMBER: P269941

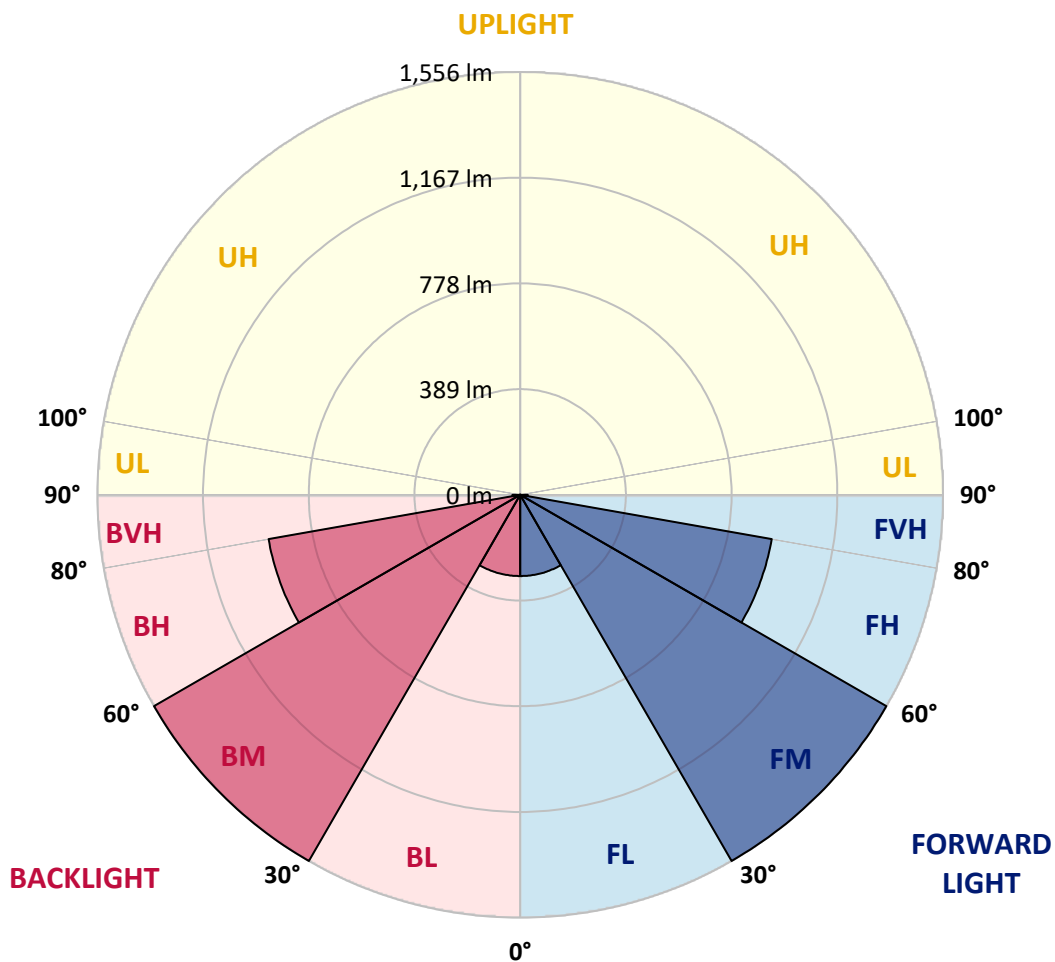
CATALOG NUMBER: GPC-AF-01-LED-E1-RW-7027

LUMINAIRE CLASSIFICATION SYSTEM LUMEN TABLE AND BUG RATING:

Zone		Lumens	% Fixture	Zone Rating/Lumen Limit		
				B	U	G
FL	(0°-30°)	299.0	5.3			
FM	(30°-60°)	1555.8	27.6			
FH	(60°-80°)	939.9	16.6			G1/1800
FVH	(80°-90°)	28.2	0.5			G1/100
BL	(0°-30°)	299.0	5.3	B1/500		
BM	(30°-60°)	1555.8	27.6	B2/2500		
BH	(60°-80°)	939.9	16.6	B2/1000		G2/1000
BVH	(80°-90°)	28.2	0.5			G1/100
UL	(90°-100°)	0.0	0.0		U0/0	
UH	(100°-180°)	0.0	0.0		U0/0	

BUG Rating: B2-U0-G2

Type II Medium





REPORT NUMBER: P269941

CATALOG NUMBER: GPC-AF-01-LED-E1-RW-7027

CANDELA DISTRIBUTION (FULL):

	0°	5°	10°	15°	20°	25°	30°	35°	40°	45°	50°
0°	626.2	626.2	626.2	626.2	626.2	626.2	626.2	626.2	626.2	626.2	626.2
2.5°	625.1	624.6	625.1	625.0	625.4	625.4	625.9	626.9	626.9	627.8	627.6
5°	619.0	618.8	619.6	620.4	621.2	622.7	624.3	626.7	628.6	629.9	631.2
7.5°	607.1	607.1	608.1	609.9	611.8	615.2	619.0	623.9	628.6	632.6	636.1
10°	597.2	597.6	599.0	602.3	605.4	610.8	615.8	622.7	629.4	636.1	641.4
12.5°	591.3	592.1	594.5	599.3	604.6	611.8	619.6	628.4	635.8	643.8	649.1
15°	593.2	593.7	597.2	603.0	609.9	619.0	629.4	639.9	648.7	657.2	664.3
17.5°	603.5	604.3	608.3	615.0	622.3	632.9	644.1	655.9	666.8	676.3	685.1
20°	622.3	623.1	628.0	635.3	643.8	654.8	666.0	678.2	690.4	700.7	710.5
22.5°	648.7	650.0	654.8	662.1	671.6	683.3	696.6	709.8	721.5	730.9	739.7
25°	683.3	686.2	690.7	698.8	708.9	719.6	734.0	747.4	758.6	767.3	773.8
27.5°	732.4	736.4	739.8	747.6	757.5	767.6	782.1	793.8	804.4	813.0	817.7
30°	797.5	801.5	805.1	812.4	821.5	831.1	844.8	855.1	861.8	868.5	868.2
32.5°	876.4	880.8	882.0	890.1	899.5	909.9	922.1	927.9	933.2	934.1	929.3
35°	964.8	966.9	972.2	982.9	993.6	1002.1	1013.8	1016.8	1016.8	1012.7	1002.1
37.5°	1061.6	1063.0	1070.5	1082.5	1093.3	1102.2	1110.2	1116.1	1113.2	1104.6	1086.7
40°	1167.8	1170.2	1180.9	1191.6	1203.9	1212.2	1220.6	1221.8	1218.8	1206.2	1182.0
42.5°	1269.2	1271.5	1282.1	1298.9	1314.8	1326.3	1334.3	1336.0	1326.5	1315.1	1284.9
45°	1356.5	1362.1	1375.9	1395.6	1419.0	1435.2	1446.1	1450.7	1442.4	1427.4	1392.6
47.5°	1425.6	1431.2	1450.9	1474.4	1503.3	1529.6	1547.8	1557.4	1555.2	1544.0	1505.9
50°	1476.3	1481.7	1503.0	1531.8	1565.3	1598.3	1629.2	1652.2	1660.1	1655.0	1620.2
52.5°	1482.2	1490.9	1516.0	1554.7	1598.5	1643.3	1687.3	1726.4	1752.8	1756.7	1730.9
55°	1400.3	1409.0	1443.8	1501.1	1566.3	1639.2	1709.7	1775.4	1827.4	1854.1	1840.4
57.5°	1207.1	1222.9	1259.3	1326.5	1422.3	1531.8	1644.1	1760.7	1866.7	1937.4	1950.9
60°	925.1	943.7	980.5	1052.0	1158.8	1289.2	1439.3	1611.6	1798.5	1957.6	2052.5
62.5°	593.4	610.9	649.7	711.8	798.9	940.3	1101.1	1305.7	1557.1	1808.2	2034.5
65°	305.0	314.5	334.9	372.4	440.3	545.9	690.3	894.4	1181.7	1491.5	1818.6
67.5°	193.1	195.0	199.6	205.0	222.3	258.8	326.1	453.4	689.7	1012.7	1395.6
70°	167.1	167.1	164.8	164.1	166.2	171.2	181.6	211.3	291.1	480.9	805.1
72.5°	152.9	151.3	147.5	144.5	144.1	144.1	146.2	150.7	163.5	195.8	315.1
75°	140.9	136.4	131.2	127.7	126.5	125.1	124.9	125.7	128.4	133.4	150.5
77.5°	126.2	120.4	114.4	111.0	109.5	107.5	105.9	104.1	102.8	104.4	111.7
80°	108.5	101.9	97.3	95.3	93.7	91.0	87.6	84.4	81.3	80.8	85.3
82.5°	87.6	79.8	80.0	80.8	78.0	74.2	70.4	67.0	62.0	59.3	62.0
85°	70.6	66.7	64.9	69.9	65.7	60.0	54.2	48.0	40.1	33.6	36.6
87.5°	27.5	27.5	41.1	63.2	56.9	46.4	39.7	33.9	21.1	16.3	16.6
90°	0.0	0.0	0.0	0.0	0.0	0.0	0.0	0.0	0.0	0.0	0.0



REPORT NUMBER: P269941

CATALOG NUMBER: GPC-AF-01-LED-E1-RW-7027

CANDELA DISTRIBUTION (continued):

	55°	60°	65°	70°	75°	80°	85°	90°
0°	626.2	626.2	626.2	626.2	626.2	626.2	626.2	626.2
2.5°	627.2	627.8	627.6	627.2	627.2	626.9	627.2	627.2
5°	632.0	633.5	633.5	633.9	633.9	634.3	634.6	634.3
7.5°	639.4	641.7	643.2	645.2	645.4	645.7	646.2	645.7
10°	646.5	651.4	654.8	658.3	659.9	660.3	661.0	661.0
12.5°	655.6	662.2	668.3	674.4	677.4	679.1	679.1	680.0
15°	670.6	677.2	684.4	692.7	697.8	700.4	701.1	701.1
17.5°	691.5	697.4	703.6	711.5	717.9	721.5	722.2	722.0
20°	716.0	721.8	725.2	730.3	735.9	739.8	740.9	740.9
22.5°	744.2	747.4	747.8	749.5	753.9	759.3	761.8	762.3
25°	775.1	775.9	773.8	773.8	776.8	781.7	784.2	784.4
27.5°	815.1	811.1	805.8	804.0	805.8	811.7	814.7	815.7
30°	865.0	855.4	843.1	836.4	835.5	843.1	848.4	849.3
32.5°	922.1	908.2	891.9	878.4	874.9	879.7	886.1	885.8
35°	989.9	973.4	953.6	936.3	928.3	933.1	942.1	943.2
37.5°	1068.1	1046.4	1023.8	1001.9	989.4	990.7	1000.4	1003.4
40°	1155.3	1127.4	1098.7	1069.4	1051.6	1048.1	1059.8	1061.6
42.5°	1248.7	1212.7	1176.7	1140.4	1117.4	1112.1	1125.7	1124.9
45°	1348.3	1302.4	1260.1	1220.2	1192.9	1185.0	1196.2	1196.2
47.5°	1455.3	1398.7	1348.4	1303.1	1273.4	1261.9	1272.7	1273.4
50°	1568.6	1508.6	1449.7	1399.2	1363.6	1349.1	1362.9	1365.1
52.5°	1681.4	1623.1	1563.5	1505.9	1463.0	1445.1	1461.1	1468.0
55°	1795.9	1738.6	1681.7	1625.5	1574.5	1553.3	1570.4	1579.3
57.5°	1916.9	1863.8	1809.5	1752.8	1703.6	1670.8	1689.0	1700.8
60°	2058.5	2013.1	1956.8	1894.2	1844.5	1811.2	1821.6	1832.0
62.5°	2170.6	2188.1	2140.4	2067.8	2004.1	1961.4	1971.5	1982.4
65°	2116.3	2297.1	2339.5	2266.1	2177.8	2111.2	2107.1	2112.6
67.5°	1769.0	2119.8	2375.7	2445.6	2371.7	2279.4	2262.3	2270.6
70°	1183.3	1620.4	2071.9	2407.9	2497.4	2461.6	2444.8	2449.9
72.5°	568.3	943.7	1405.6	1852.6	2124.6	2249.5	2289.5	2309.1
75°	207.9	374.7	677.4	1020.8	1232.5	1426.7	1553.3	1605.1
77.5°	125.5	151.3	216.4	325.7	369.1	413.0	396.0	404.4
80°	92.9	104.8	118.8	133.4	138.2	138.2	132.9	128.5
82.5°	65.0	72.9	79.5	87.6	89.7	85.7	70.4	56.1
85°	42.0	45.4	48.2	53.4	52.0	49.6	33.3	29.6
87.5°	19.3	21.9	22.9	25.3	24.3	23.3	16.6	13.8
90°	0.0	0.0	0.0	0.0	0.0	0.0	0.0	0.0

(END OF REPORT)